







	T-BAT HS 5	T-BAT HS 10	T-BAT HS 15	T-BAT HS 20	T-BAT HS 25	T-BAT HS 30
Technical specification	 1 Module	 2 Modules	 3 Modules	 4 Modules	 5 Modules	 6 Modules
Normal capacity [kWh] <sup>1</sup>	5.1	10.2	15.3	20.4	25.6	30.7
Usable energy 90% DOD (kWh) <sup>2</sup>	4.6	9.2	13.8	18.4	23	27.6
Nominal voltage [V]	102.4	204.8	307.2	409.6	512	614.4
Operating voltage [V]	90-116	180-232	270-348	360-464	450-580	540-696
Recommend charge/discharge current (A) <sup>3</sup>	30	30	30	30	30	30
Max. charge/discharge current (A) <sup>4</sup>	50	50	50	50	50	50
Standard power [kW]	3	6.1	9.2	12.2	15.3	18.4
Max. power [kW]	5.1	10.2	15.3	20.4	25.6	30.7
Depth of discharge [%]	90					
Communication interface	RS485, CAN					
Dimensions (L x W x H) [mm]	730*150*558	730*150*876	730*150*1194	730*150*1194 730*150*491	730*150*1194 730*150*809	730*150*1194 730*150*1127

## BMS

Model	TBMS-MCS0800E
Dimensions (L x W x H) [mm]	730*150*165
Weight [kg]	9.3

## BATTERY MODULE

Battery model	TP-HS50E
Battery type	Li-ion (LFP)
Battery module [kWh]	5.1
Dimensions (L x W x H) [mm]	730*150*318
Weight [kg]	47

## SERIES BOX

Dimensions (L x W x H) [mm]	167*121*91.5
Weight [kg]	1.3

## GENERAL SPECIFICATION

Installation	Floor or wall mounting
Charge / Discharge temperature range [°C] <sup>4</sup>	0~ 53(charge) (Off heating function) -20~ 53 (discharge)(Off heating function) -30 ~ 53(charge/discharge) (In heating function)
Max. operating altitude [m]	3000
Environment	Outdoor / Indoor (*Please refer to the user manual for installation condition)
Protection degree	IP66
Relative humidity [%]	5-95% (No condensation)

## STANDARD AND CERTIFICATION

Certification	CE, TUV(IEC62619), IEC 60730, IEC 62040, IEC63056, VDE 2510, IEC 60529:2013 (IP66)
---------------	--

1. Test conditions: 100% DOD, 0.2 C charge & discharge @ +25°C.

2. 90% DOD; System usable energy may vary with inverter different setting.

3. The battery can only be discharged and can not be charged when the battery cell's temperature range is between -20°C and 0°C

4. Discharge: In case of battery cell's temperature range of -20°C ~ 10°C and 45°C ~ 53°C, the discharge current will be reduced; Charge: In case of battery cell's temperature range of 0°C ~ 25°C and 45°C ~ 53°C, the charge current will be reduced. Product charge or discharge power depends on the actual temperature of the battery cell.